

WARNING


Notice:

- 1、Check whether the product packaging is in good condition; Whether the product, instruction manual and warranty card are complete.
- 2、Do not throw this product to avoid breaking it.
- 3、This product is not waterproof, please use it indoors. Additional waterproofing should be provided if used outdoors in a watery environment; Otherwise, it will damage the product
- 4、If you do not intend to use this product for a long time, please store it in a dry place;
- 5、If the package of the product is damaged, the appearance is damaged, the accessories are incomplete, or there is any problem in the use process, please contact your dealer, replace or return to the factory for repair; Must not disassemble this product without permission repair; For any problem caused by abnormal operation, you are responsible for it. We do not acquire warranty and compensation responsibility.

Entrusting Party: Dogness Group LLC
Address of Entrusting Party: 4116 W Spring Creek Parkway,
Plano, TX 75024
Manufacturer: Jiasheng Enterprise Co., Ltd.
Address of Manufacturer: Tongsha New Industry Park , Tongsha
Community, Dongcheng Street of Dongguan City, Guangdong
Province, 523127 China
Website: www.dogness.com
Customer Service Hotline: 1-833-Dogness (364-6377)



NASDAQ: DOGZ



Laser Cat Teaser instruction Manual

Product name:Laser Cat Teaser

Product Parameter:

Model: T07

Product dimensions:73*70*50mm

Product color: Black, Gray

Product weight:107.4g

Product material:ABS ATBC-PVC

Battery:Three Triple A batteries (not-included)

Suitable for :cats of all ages and sizes

Product power consumption:

Working hours:6 hours

Battery life:30 days

product function:

1、Intelligent laser light speed, stable performance


2、Three gears are adjustable: laser 360 ° variable speed rotation, cat pole run back and forth, laser and cat pole alternately

3、Make fun by the swing of the feathers；

4、Made of ABS resin, non-toxic and durable

5、Equipped with adjustable clip and Velcro, it can be hung and used in different scenes at will

Instructions:



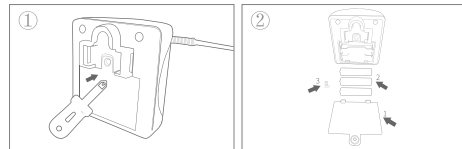
1、Touch the switch to start

2、After starting, it runs in three gears in sequence, the first gear laser 360 ° variable speed rotation, the second gear makes the cat pole run back and forth, and the third gear laser and cat pole alternately; the gear can be adjusted according to different needs.

3、Tap the switch again, the device is off

Battery, cat pole installation instructions:

Battery:



1、Unscrew the OPEN position screw on the back of the product

2、Open the battery cover, put the battery in, and lock the screws; (illustrated)

Cat pole:

1、Take the cat pole out of the package

2、Insert it into the movable rod on the front of the product

Product accessories:

Product body, cat pole, adjustable clamp, Velcro